

Partners for a
Drug Free
Chisago County



COMMUNITY PARTNERSHIP STUDENT SURVEY

A survey of the thoughts and behaviors of Chisago County 6th, 9th and 12th graders relating to tobacco, alcohol, marijuana and methamphetamines.

Survey conducted in October 2009

Results presented in April 2010



A DRUG-FREE CHISAGO COUNTY

- Community Partnership works together with all segments of the community to create and sustain an environment that supports nonuse of alcohol, tobacco and other drugs by young people in Chisago County with Partners for a Drug-Free Chisago County.





A DRUG-FREE CHISAGO COUNTY



In 2003, Community Partnership selected tobacco, alcohol, marijuana and methamphetamine as the targeted chemicals to monitor as part of the work plan for their **Drug Free Communities** Grant. The DFC grant ended. We are now recipients of funds from a federal STOP_(Sober Truth On Preventing) Underage Drinking Act Grant which targets underage alcohol use. We continue to collect and report data annually.

- Grant requirements mandate that data is collected and reported on youth behavior *at least* every two years, including key indicators:
 - Past 30-day use
 - Perception of risk
 - Perception of parent disapproval
 - Average age of onset





COMMUNITY PARTNERSHIP STUDENT SURVEY



- Goals of the survey:
 - Measure the thoughts and behaviors of Chisago County's 6th, 9th and 12th graders relating to alcohol, tobacco and other drug use;
 - Provide a comparative analysis of student's thoughts and behaviors over time;
 - Provide schools, organizations and communities useful, accurate information;
 - Assist with the design and implementation of effective prevention programs and services throughout our schools and communities;
 - Fulfill the requirements of our STOP Underage Drinking Act Grant.





SURVEY INFORMATION



- Community Partnership contracts with the Hazelden Research Department to compile and analyze the results of the survey.
- Rush City Elementary and High School, North Branch Middle and High School, and Chisago Lakes Middle and High School facilitate the survey in the Fall.
- Community Partnership provides Rush City, North Branch, and Chisago Lakes Schools their own individual school district data and the countywide data.
- Community Partnership only publicizes and utilizes the countywide data.
 - We will not make any comparisons about the individual school district data.





SURVEY INFORMATION



- Survey is voluntary, anonymous and confidential.
- There is no student identification on the survey.
- Parents may choose to opt out for their son/daughter.
- Students may choose not to take the survey.
- The survey is completed during school hours.
- The survey has 33 questions.
- 1507 - 6th, 9th and 12th graders participated in the survey (526 - 6th graders, 558 - 9th graders, and 423 - 12th graders).

**Thank you to schools, students and parents
for their participation in this project!**





CPYF Survey



Community Partnership Student Survey

This survey is about alcohol, tobacco, marijuana and methamphetamines use. Your thoughts and opinions are very important. Please answer each question honestly, based on what you really do and what you really know. The information you give will be used to help schools, youth groups, community organizations and others develop better health education programs and services for young people like yourself.

Please read and answer each question, as indicated.

The survey is private. Don't write your name or ID number on the survey form. No one will know how you answered the questions.

The survey is voluntary. It is not a test. Whether or not you answer the questions will not affect your grade in this class.

IMPORTANT DIRECTIONS

Mark your answers directly on this survey.

If convenient, please complete the survey with a pen.

Make sure you keep marks within the space provided.

If you complete the survey with a pen and decide to change your answer,

please write "yes" next to the correct choice.





YOUR CHOICES ABOUT ALCOHOL, TOBACCO AND OTHER DRUG USE

In this section we ask you about alcohol, tobacco, marijuana and methamphetamine. Please answer honestly. Remember, you are not asked to put your name on this form, so no one will ever be able to tell how you answered.

ABOUT TOBACCO

Have you ever smoked a cigarette?

- Yes
- No

If you **have never** smoked a cigarette, go to Question 5. If you **have** smoked a cigarette, fill out the next questions.

2. How old were you when you smoked a whole cigarette for the first time?
 - I have never smoked a whole cigarette
 - 8 years old or younger
 - 9 or 10 years old
 - 11 or 12 years old
 - 13 or 14 years old
 - 15 or 16 years old
 - 17 years old or older
3. During the last 30 days, on how many days did you smoke a cigarette?
 - 0 days
 - 1 or 2 days
 - 3 to 5 days
 - 6 to 9 days
 - 10 to 19 days
 - 20 to 29 days
 - All 30 days
4. During the last 30 days, how frequently have you smoked cigarettes?
 - Never
 - Less than one cigarette per day
 - One to five cigarettes per day
 - About one-half pack per day
 - About one and one-half packs per day
 - Two packs per day

ABOUT ALCOHOL

5. Have you ever drunk alcohol?
 - Yes
 - No

If you **have never** drunk alcohol, go to Question 8. If you **have** drunk alcohol, fill out the next questions.

6. How old were you when you drank an entire drink (e.g., can or bottle of beer, shot of liquor, glass of wine) for the first time?
 - I have never drank an entire drink
 - 8 years old or younger
 - 9 or 10 years old
 - 11 or 12 years old
 - 13 or 14 years old
 - 15 or 16 years old
 - 17 years old or older
7. On how many occasions (if any) have you had alcoholic beverages to drink during the last 30 days?
 - 0
 - 1-2
 - 3-5
 - 6-9
 - 10-19
 - 20-39
 - 40+

ABOUT MARIJUANA

8. Have you ever used marijuana?
 - Yes
 - No

If you **have never** used marijuana, go to Question 11. If you **have** used marijuana, fill out the next questions.

9. How old were you when you used marijuana for the first time?
 - 8 years old or younger
 - 9 or 10 years old
 - 11 or 12 years old
 - 13 or 14 years old
 - 15 or 16 years old
 - 17 years old or older



CPYF Survey Page 1





COMMUNITY PARTNERSHIP STUDENT SURVEY



Students were asked...

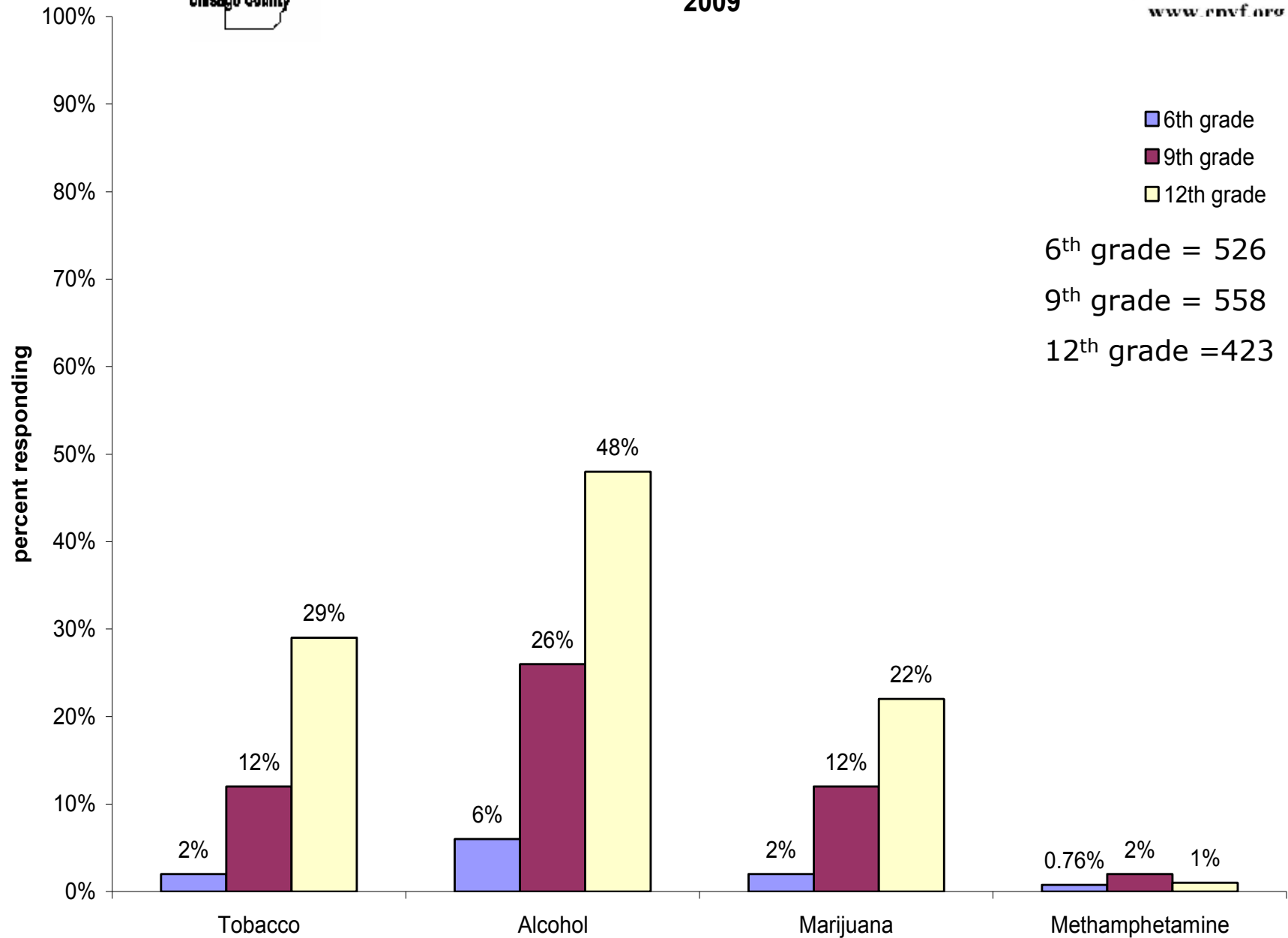
- ▶ Have you ever smoked a cigarette?
- ▶ Have you ever drunk alcohol?
- ▶ Have you ever used marijuana?
- ▶ Have you ever used methamphetamine?

**If they answered “no”
they moved to the next section.**





Chisago County Schools 30-day Substance Use 2009





COMMUNITY PARTNERSHIP STUDENT SURVEY



30-Day Substance Use

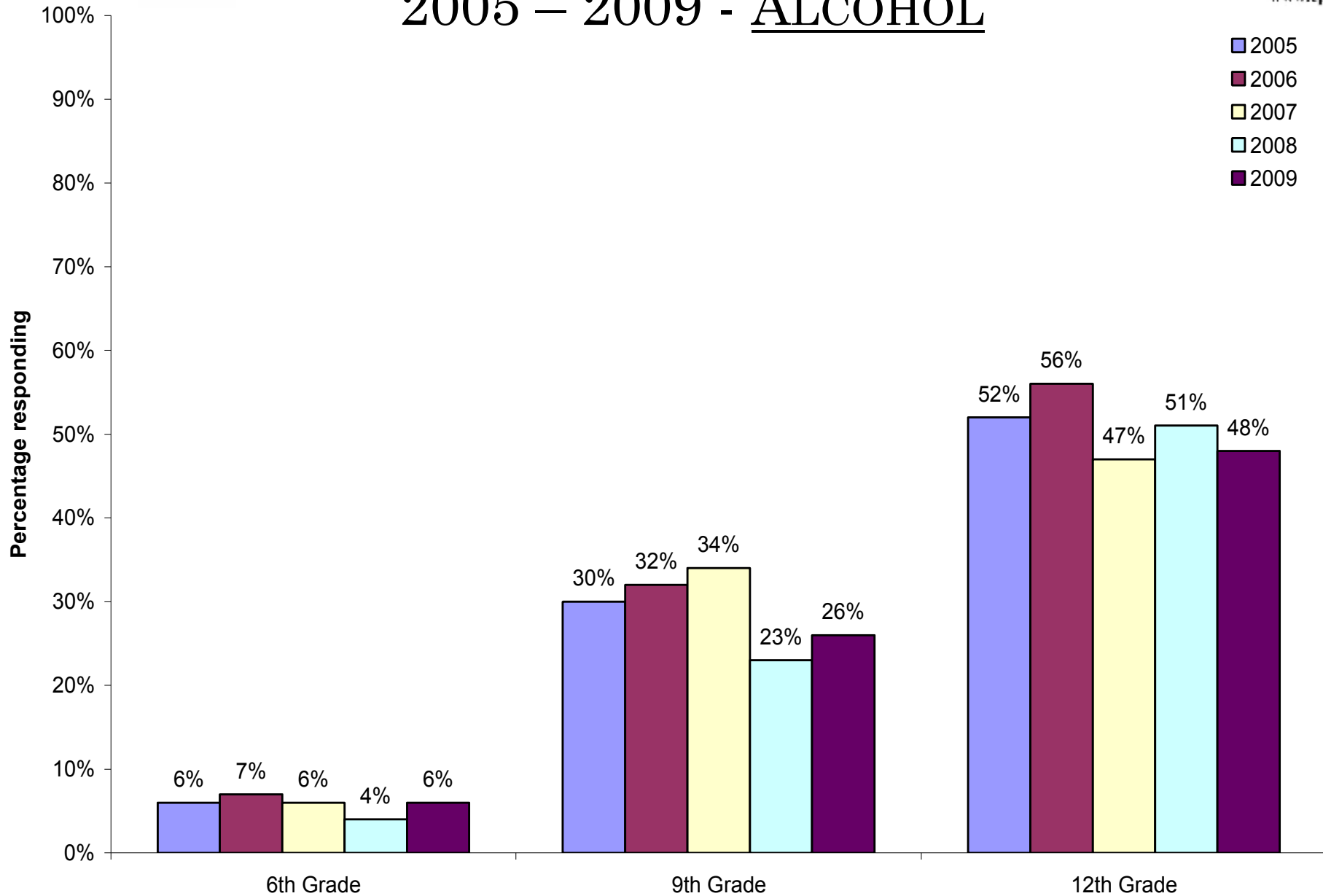
- i.e. On how many occasions, *if any* have you used. . . during the last 30 days.

Key points; Of those who reported use:

- About 1 in 5 (22%) of 6th graders reported 1st tobacco use at 8 years old or younger.
- About 2 out of 3 (66%) of 9th graders reported 1st marijuana use at ages 13-14.
- Only 8% of 12th graders reported NEVER using alcohol.



30 DAY USE COMPARISON 2005 – 2009 - ALCOHOL





COMMUNITY PARTNERSHIP STUDENT SURVEY



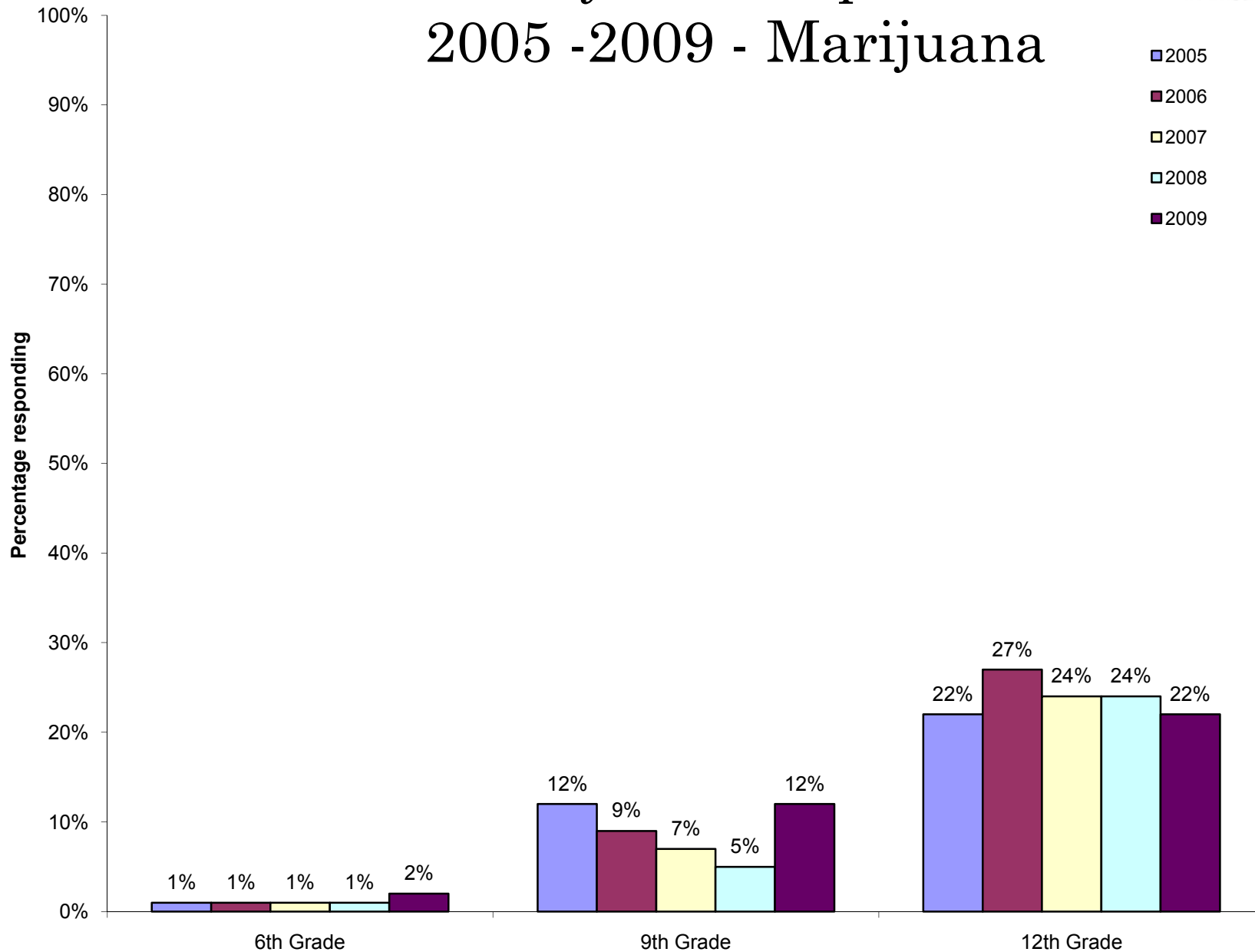
30-Day Substance Use Comparison – Alcohol

- 12th grade use is down 3%.
 - That's about 13 less 12th graders reporting use.
- Reported Alcohol use is up in 6th and 9th grades. 2% up in 6th and 3% up in 9th grade!
 - That's 11 more 6th graders and 17 more 9th graders reporting drinking from last year to this year.



30 day use comparison 2005 -2009 - Marijuana

- 2005
- 2006
- 2007
- 2008
- 2009





COMMUNITY PARTNERSHIP STUDENT SURVEY

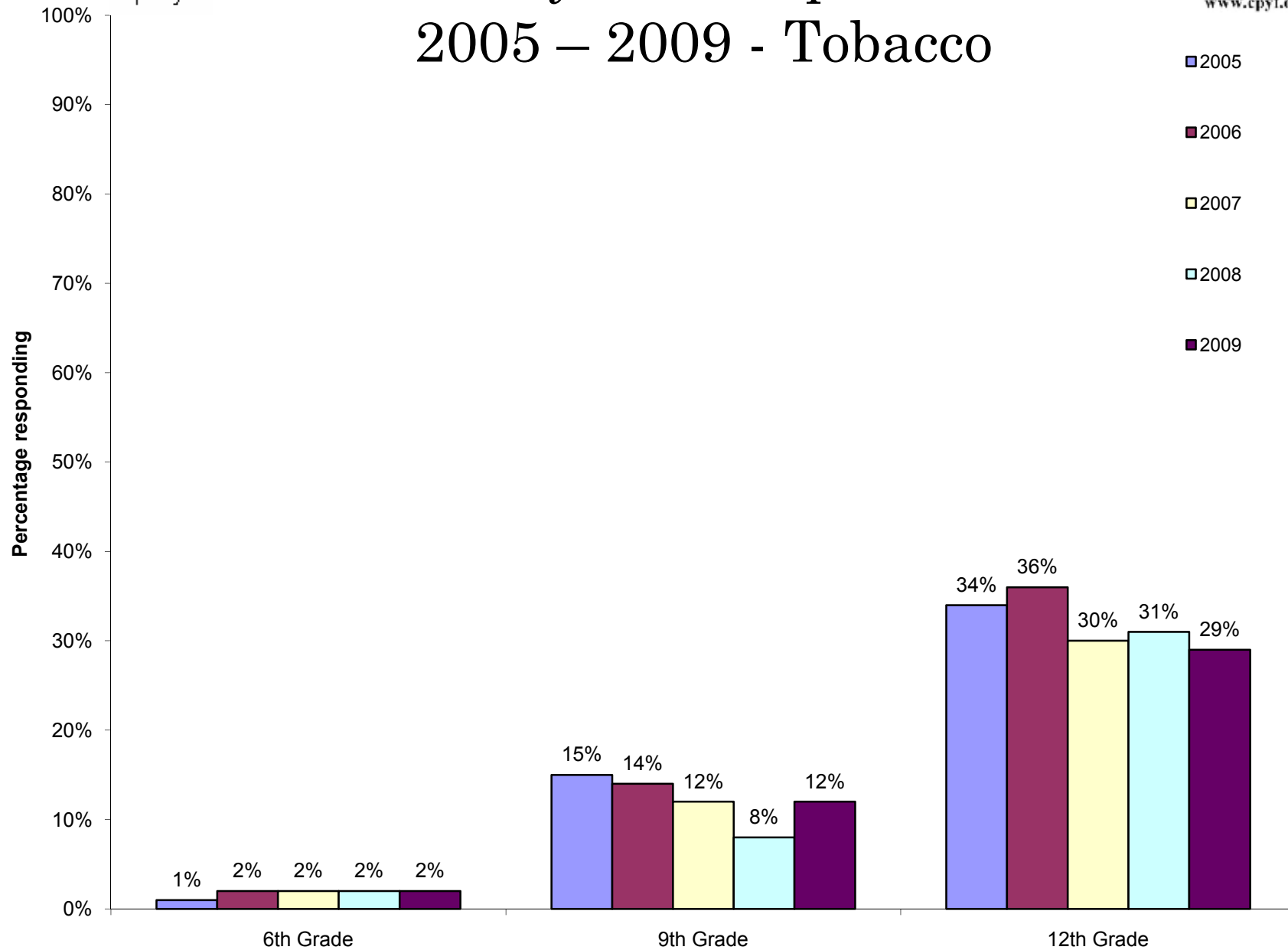


30-Day Substance Use Comparison – Marijuana

- 12th Grade reported marijuana use is down 2%
- Reported marijuana use is way up in 9th grade; an increase of 7%. There's also an increase of 1% in 6th grade use.
 - That's almost 40 more freshmen and about 5 more 6th graders reporting using pot .



30 day use comparison 2005 – 2009 - Tobacco





COMMUNITY PARTNERSHIP STUDENT SURVEY

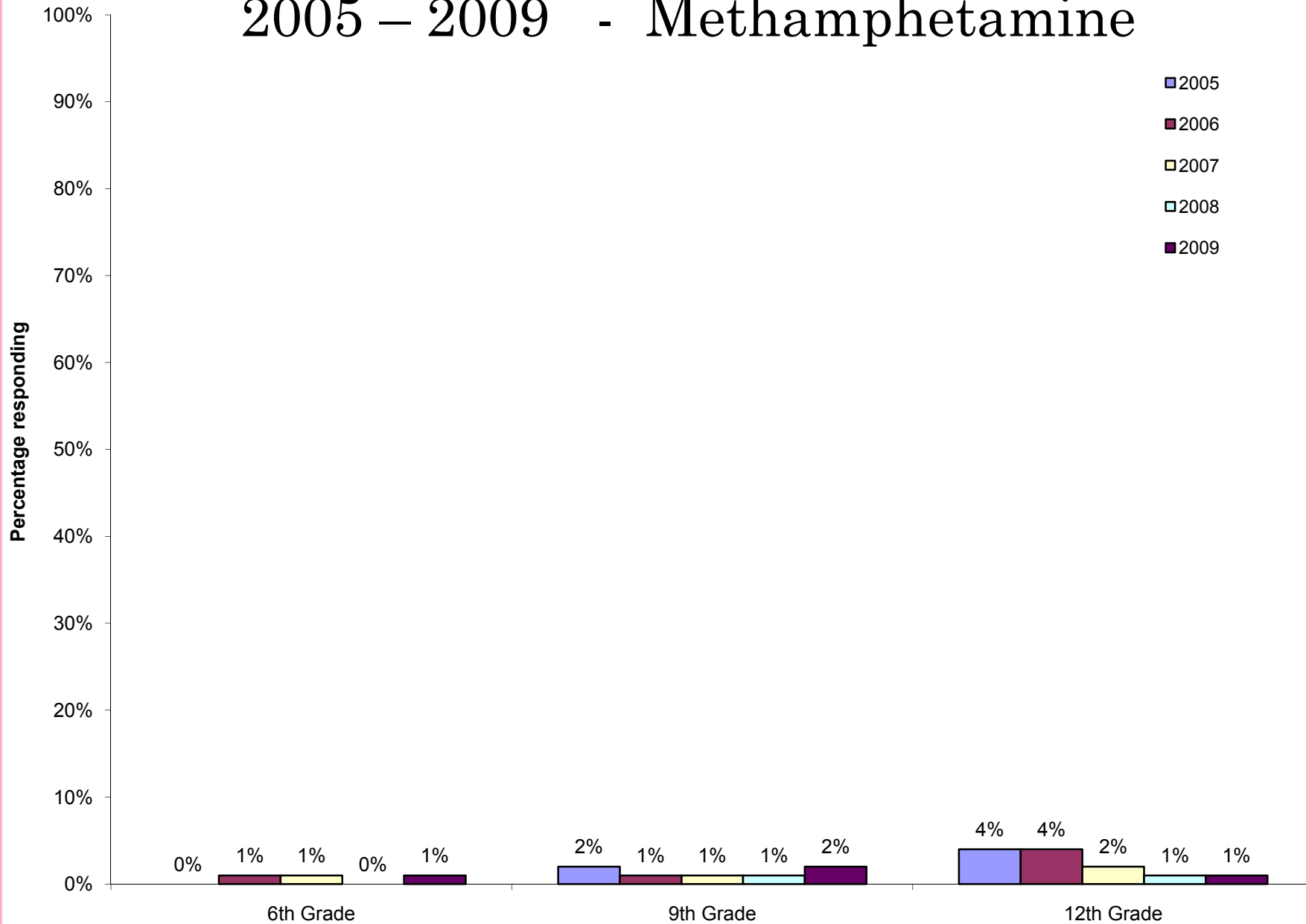


30-Day Substance Use Comparison – Tobacco

- Use remained steady at 2% in 6th grade and dropped by 2% in 12th grade.
 - That's about 11 - 6th graders and about 123 – 12th graders reporting use .
- Reported tobacco use is up in 9th grade by 4%!
 - That's about 23 more freshmen reporting using tobacco.



30 day use comparison 2005 – 2009 - Methamphetamine





COMMUNITY PARTNERSHIP STUDENT SURVEY

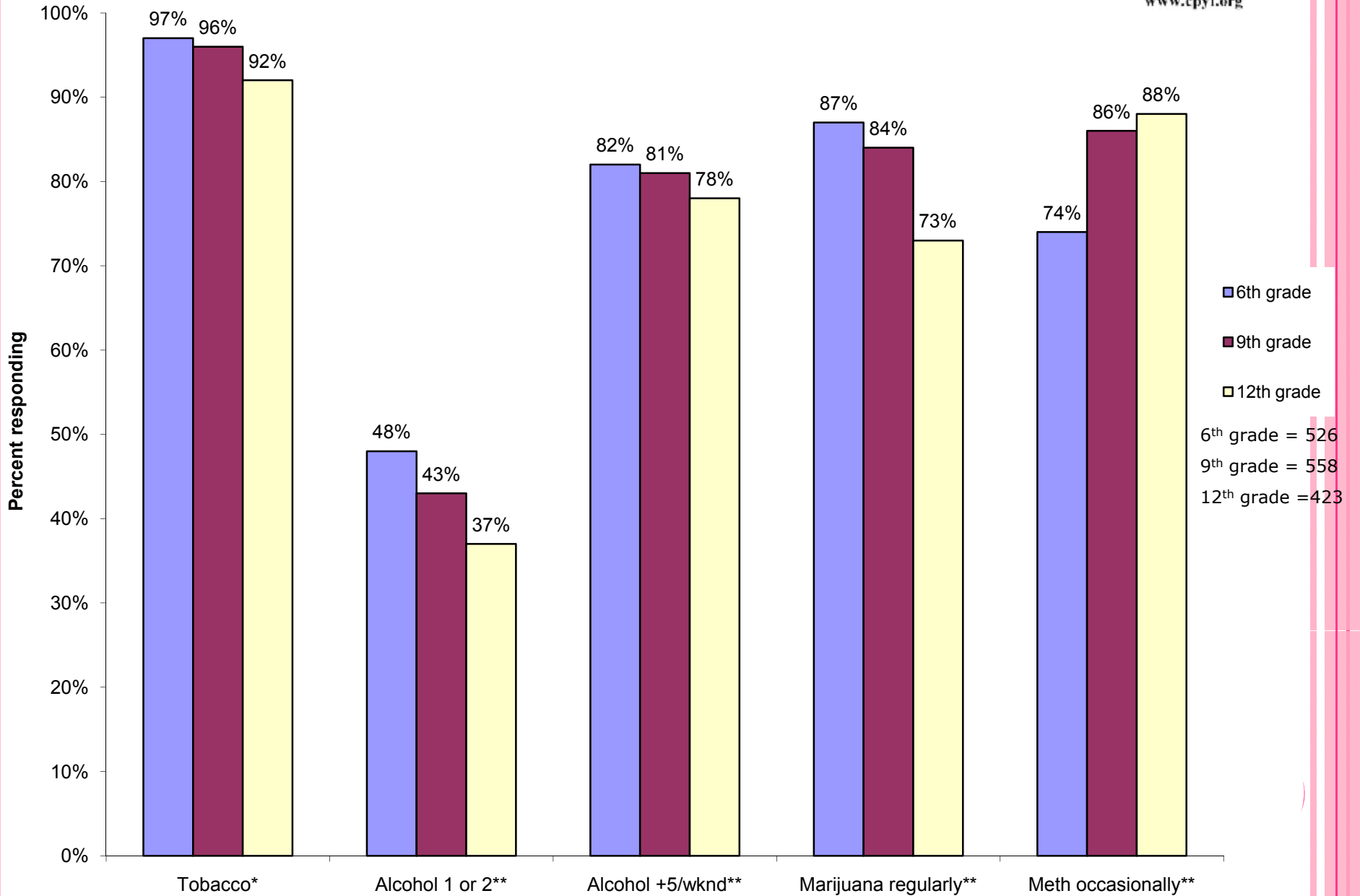


30-Day Substance Use Comparison - Meth

- Reported Meth use remains consistently low in all age groups!
- An increase in 6th and 9th grade use. 12th grade use remained unchanged at 1%.



Chisago County Schools Perception of Risk by Substance 2009





COMMUNITY PARTNERSHIP STUDENT SURVEY



Perception of Risk by Substance

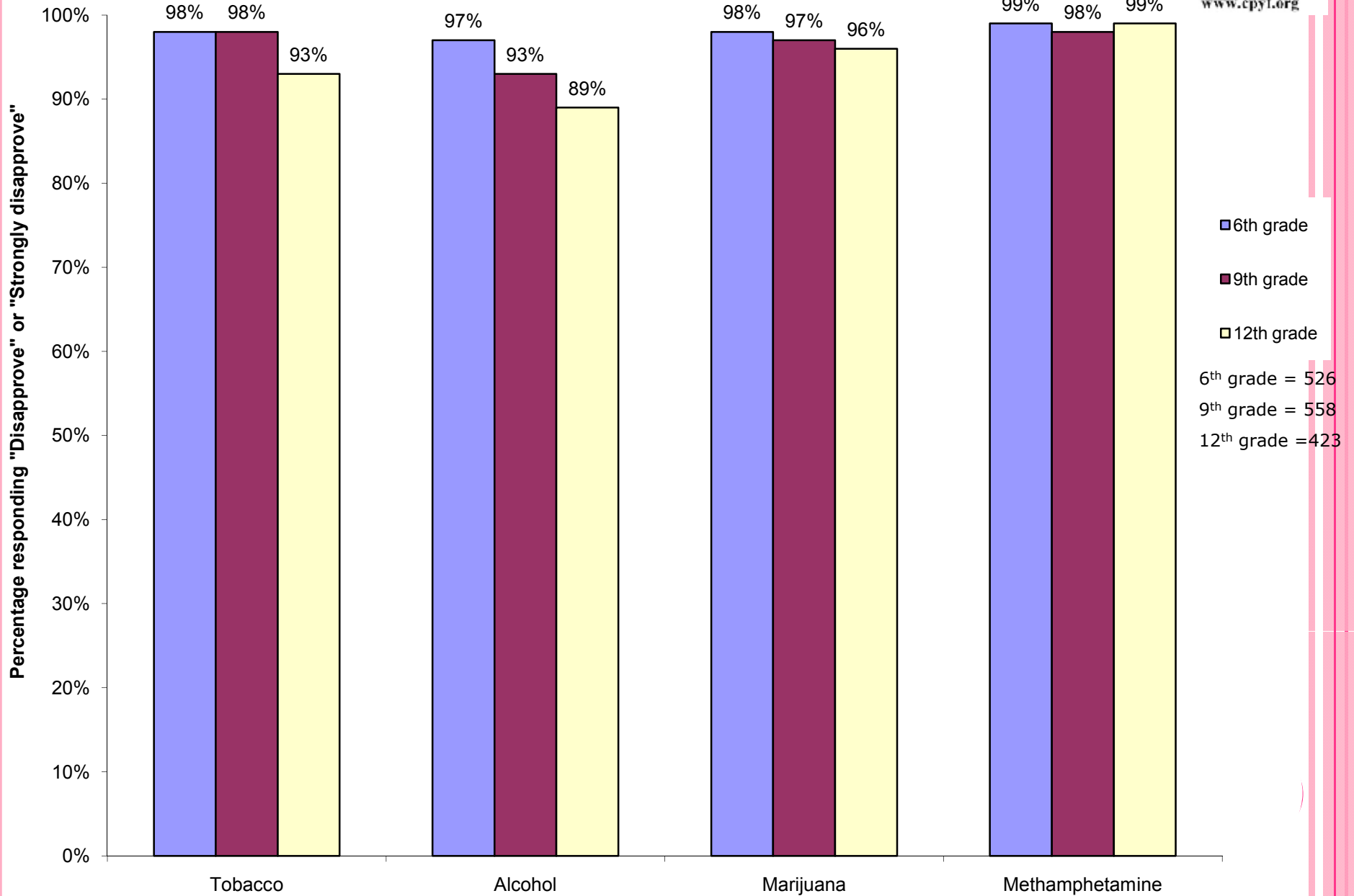
- How much do you think people risk harming themselves if they use . . .

Key points:

- The majority of students in all age groups responded that 1 or 2 drinks per day poses minimal risk.
- Tobacco is perceived by all age groups as the riskiest substance to use with Meth coming in a close second.
- *Regular* marijuana use is also viewed as risky behavior by 6th and 9th graders, with less risk being perceived by 12 graders.



Chisago County Schools Perception of Parental Disapproval by Substance 2009



COMMUNITY PARTNERSHIP STUDENT SURVEY

Perception of Parental Disapproval by Substance

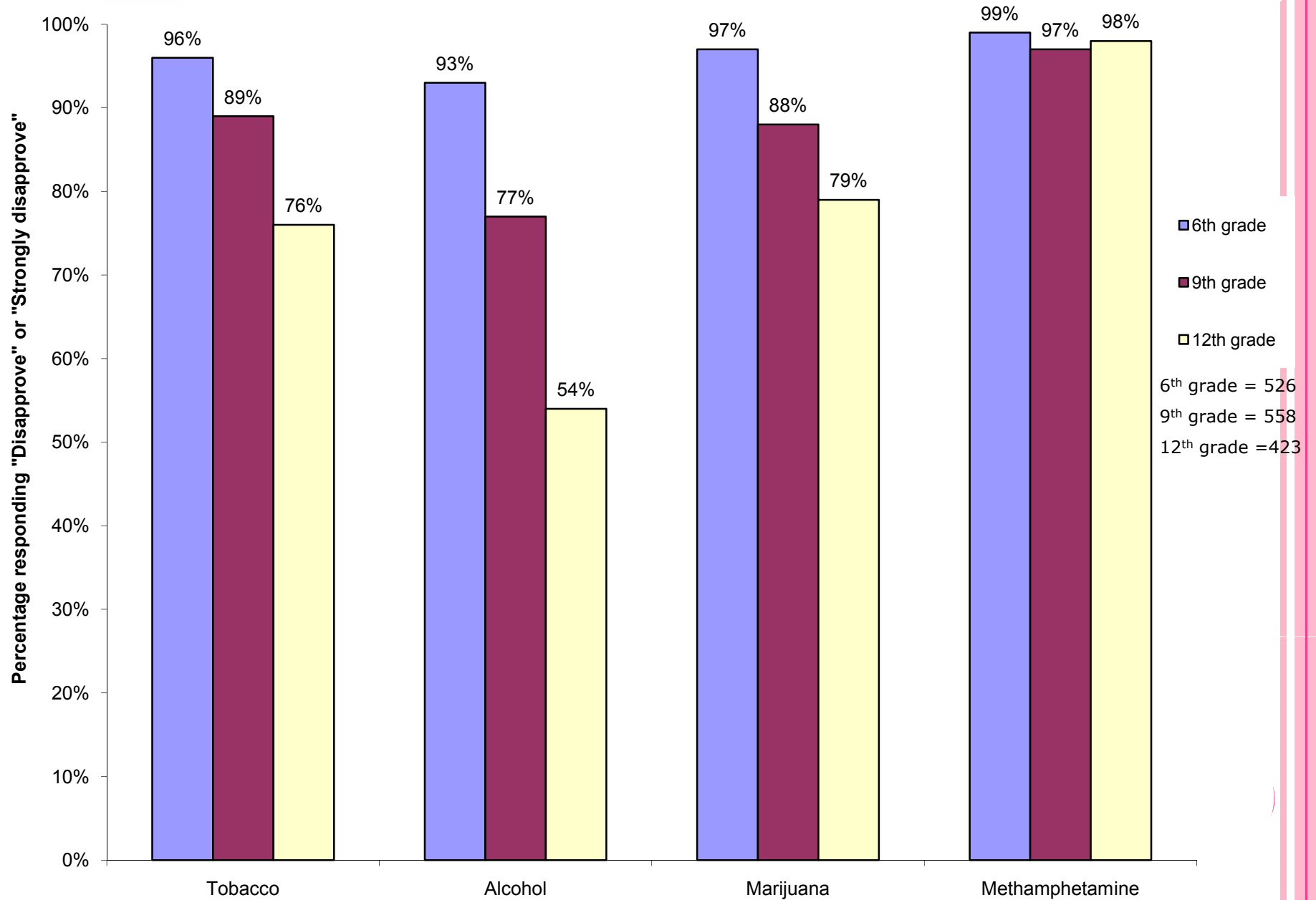
- How do you think your parents would feel about you . . .

Key points:

- Perception of parent disapproval is very high for each substance.
- The message continues to be conveyed to youth that parents disapprove of youth substance use.



Chisago County Schools Perception of Peer Disapproval 2009



COMMUNITY PARTNERSHIP STUDENT SURVEY

Perception of Peer Disapproval

- How do you think your close friends would feel about you using . . .

Key points:

- Perception of peer disapproval of Meth use continues to be high in all grades.
- Perception of peer disapproval worsens as students get older:
 - Perception of peer disapproval of Marijuana use drops by 18% from 6th grade to 12th grade; (more kids *don't* disapprove of peer use)
 - Perception of peer disapproval of Alcohol use drops 39% from 6th grade to 12th grade! (more kids *don't* disapprove of peer use)



COMMUNITY PARTNERSHIP STUDENT SURVEY

Average Age of First Use

Grade	Tobacco	Alcohol	Marijuana	Meth
6 th	9.5 yrs	9 yrs	8.5 yrs	10 yrs
9 th	12.5 yrs	13 yrs	13 yrs	13 yrs
12 th	14.5 yrs	14.75 yrs	15 yrs	14 yrs

COMMUNITY PARTNERSHIP STUDENT SURVEY

Average age of First Use

- How old were you when you first used . . .
- Average age of first use is late elementary thru first year of high school for all substances and age groups.
- Age of first use has remained consistent through the years.



HOW DO WE COMPARE?

Alcohol – past 30 day use

Chisago County 12 th grade average	48%
•Minnesota State 12 th grade average	47%
•National 12 th grade average	44%





HOW DO WE COMPARE?



Tobacco – past 30 day use

Chisago County 12 th grade average	29%
•Minnesota State 12 th grade avg.	34%
•National 12th grade avg. (cigarettes)	22%
•National 12 th grade avg. (smokeless)	7%



HOW DO WE COMPARE?

Marijuana – past 30 day use

- Chisago County 12th grade average 22%
- Minnesota State 12th grade average 20%
- National 12th grade average 19%





HOW DO WE COMPARE?



Meth – past 30 day use

- Chisago County 12th grade average 1%
- Minnesota State 12th grade average 2% (in the past year)
- National 12th grade average 0.6%





HOW DO WE COMPARE?



- 9th grade student alcohol use in Chisago County is **2% higher** than the state average (which is 24%).
- 12th graders are 1% above the *state* average on alcohol use and 4% higher than the *national* average.
- 6th grade student alcohol use in Chisago County is 2% higher than the state average.
- 12th graders are about 2% above state and 3% above national marijuana use averages.



AREAS OF CONCERN

- One of the areas of concern is the lack of ‘perception of risk’ of alcohol use...
 - 22% (93 kids) of 12th graders do not perceive a great risk of binge drinking on the weekend; and 63% (267 kids) of 12th graders do not perceive *any* alcohol use as risky.
 - Almost 6 out of 10 (318 kids) - 9th graders do not perceive having 1 or 2 drinks as risky behavior.
- Reported alcohol use is up in 6th and 9th grade.
- 9th grade use of all surveyed substances is up.
- Your thoughts?





POSITIVE TRENDS



- Perception of parent disapproval of substance use remains high for all substances and age groups.
 - Perception of risk of most substances is high.
 - 12th grade marijuana use has dropped.
 - 12th grade alcohol use has dropped - 3% (about 13 kids).
- Your thoughts?





POSITIVE TRENDS



- All School Districts in the County continue to willingly participate in the Survey process!
- Valuable data is gathered and shared because of this support!





- For more information please contact:

Community Partnership with Youth and Families

P.O. Box 549

North Branch, MN 55056

651-674-4085

www.cpyf.org

