



Community Partnership Student Survey

A survey of the thoughts and behaviors of
Chisago County 6th, 9th and 12th graders
relating to tobacco, alcohol, marijuana and
methamphetamines.

Survey conducted in
October/November 2008

Results presented in June, 2009

A Drug-Free Chisago County

- ❑ Community Partnership operates a Drug-Free Communities Grant from the federal **Center for Substance Abuse Prevention**.
- ❑ The project is designed to prevent underage drinking in Chisago County.
- ❑ We accomplish this by **working together** with all segments of the community as Partners for a Drug-Free Chisago County.

A Drug-Free Chisago County

- A requirement of the grant is to collect and report on youth behavior annually, including:
 - Past 30-day use
 - Perception of risk
 - Perception of parent disapproval
 - Average age of onset

In 2003, Community Partnership selected tobacco, alcohol, marijuana and methamphetamines as the targeted chemicals to address. We continue to collect data on all four substances.

Community Partnership Student Survey

- ❑ The goals of the survey are to:
 - ❑ Measure the thoughts and behaviors of Chisago County's 6th, 9th and 12th graders relating to alcohol, tobacco and other drug use;
 - ❑ Provide a comparative analysis of student's thoughts and behaviors over time;
 - ❑ Provide schools, organizations and communities useful, accurate information;
 - ❑ Assist with the design and implementation of effective prevention programs and services throughout our schools and communities;
 - ❑ Fulfill the requirements of our STOP Act Grant.

A Drug-Free Chisago County

- ❑ Community Partnership contracted with the Hazelden Research Department to compile and analyze the results of the survey.
- ❑ Rush City Elementary and High School, North Branch Middle and High School, and Chisago Lakes Middle and High School facilitate the survey in the Fall.
- ❑ Community Partnership provides Rush City, North Branch, and Chisago Lakes Schools their own individual school district data and the countywide data.
- ❑ Community Partnership only publicizes and utilizes the countywide data. We will not make any comparisons about the individual school district data.



Community Partnership Student Survey

- ❑ The survey is voluntary, anonymous and confidential.
- ❑ There is no student identification on the survey.
- ❑ Parents may choose not to have their son/daughter participate in the survey.
- ❑ Students may choose not to take the survey.
- ❑ The survey is completed during school hours.
- ❑ The survey has 33 questions.
- ❑ 1793 - 6th, 9th and 12th graders participated in the survey (622 6th graders, 605 9th graders, 522 12th graders).

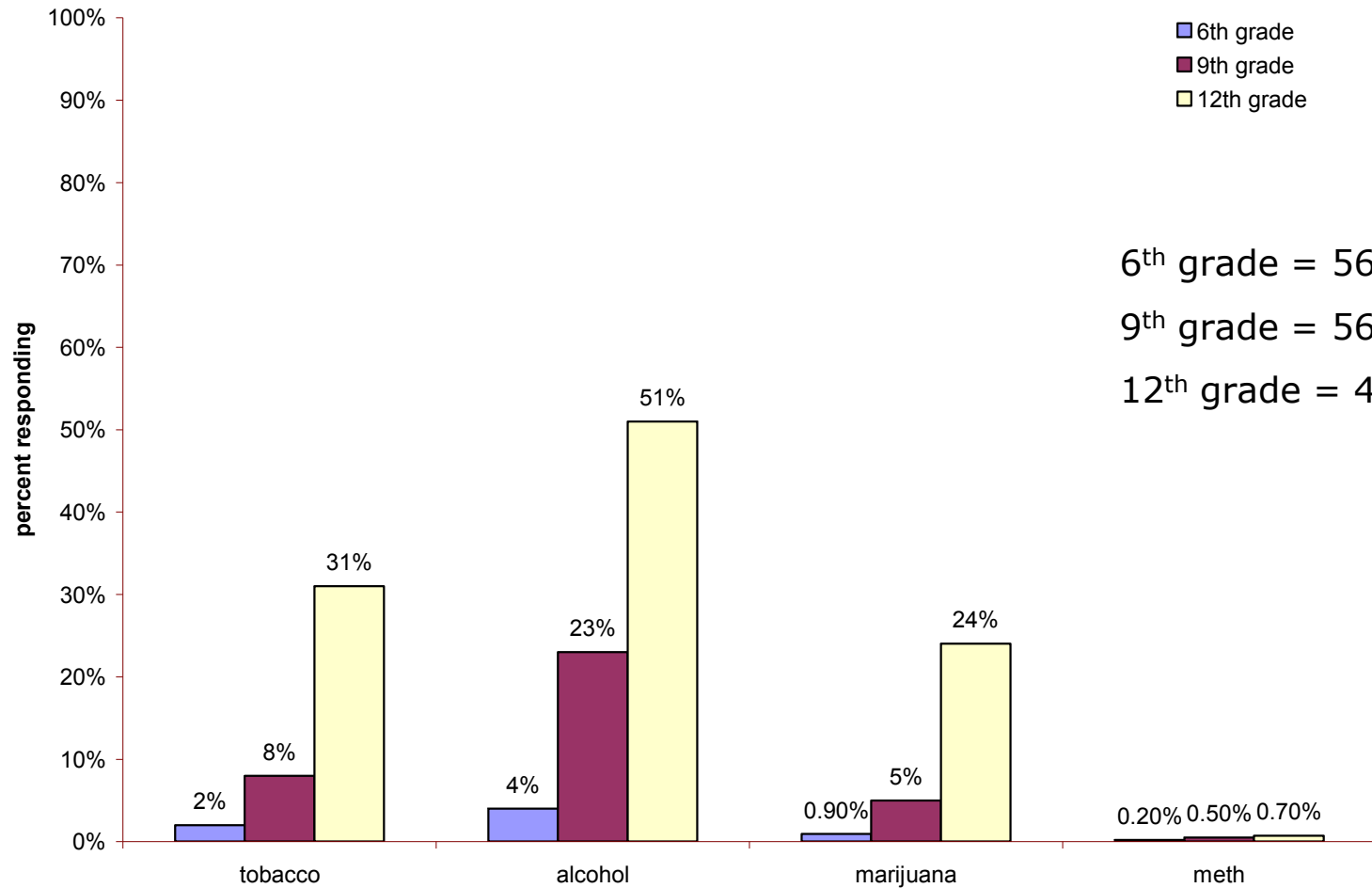
Thanks so much to the schools, students and parents for their participation in this project!



2008 Chisago County Schools 30-Day Substance Use



Chisago County Schools 30-day Substance Use



6th grade = 569

9th grade = 564

12th grade = 447

Community Partnership Student Survey

30-Day Substance Use

- i.e. On how many occasions, *if any* have you used. . . .
during the last 30 days.

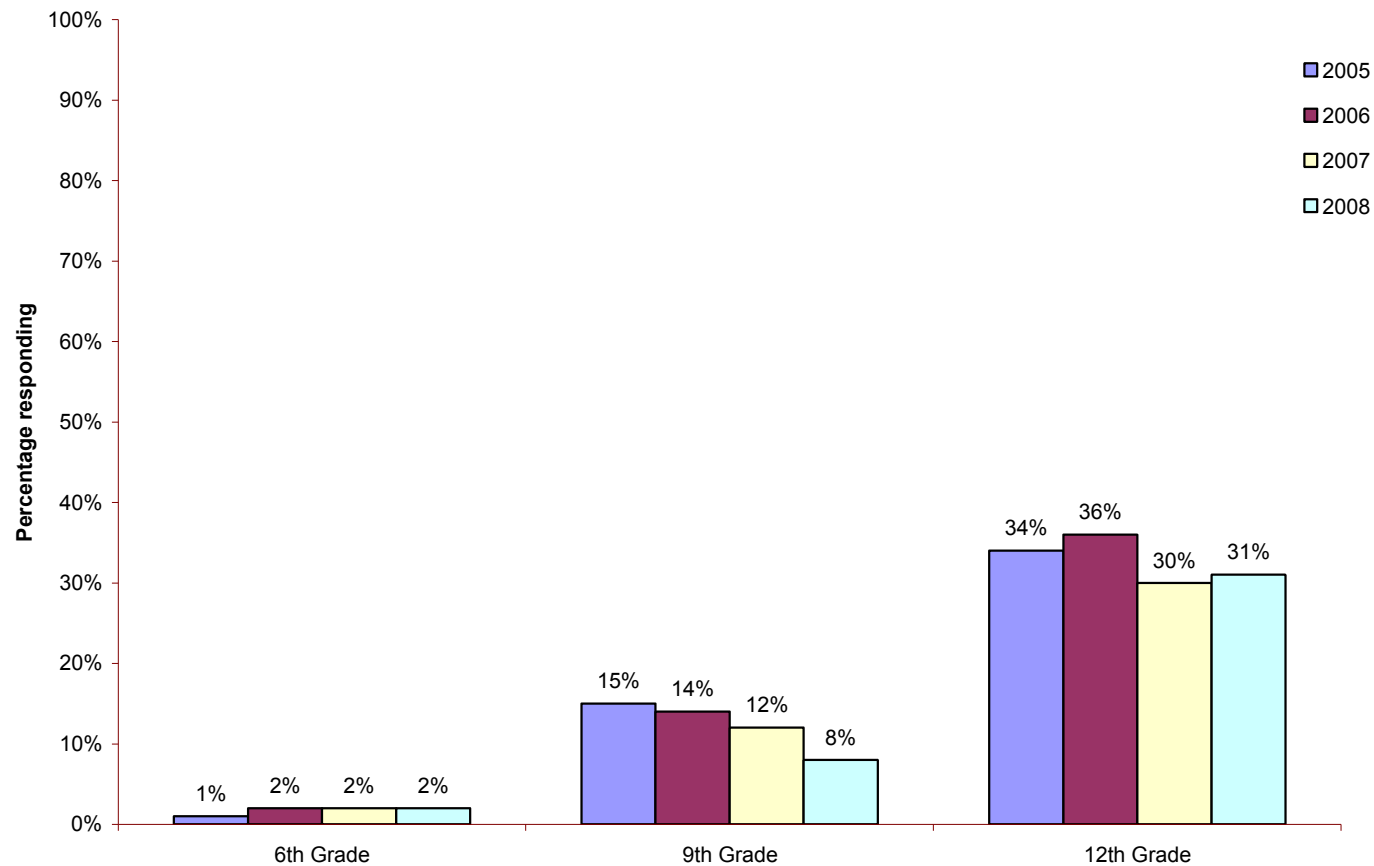
Key points; Of those who reported use:

- Smoking: 40% reported first use before age 13 and 42% began between ages 13 and 16.
- Drinking: 24% reported first use before age 13 and 55% began between ages 13 and 16.
- Marijuana: 67% reported first use before age 15.
- Meth: 69% reported first use before age 15.

30 day use comparison 2005 – 2008

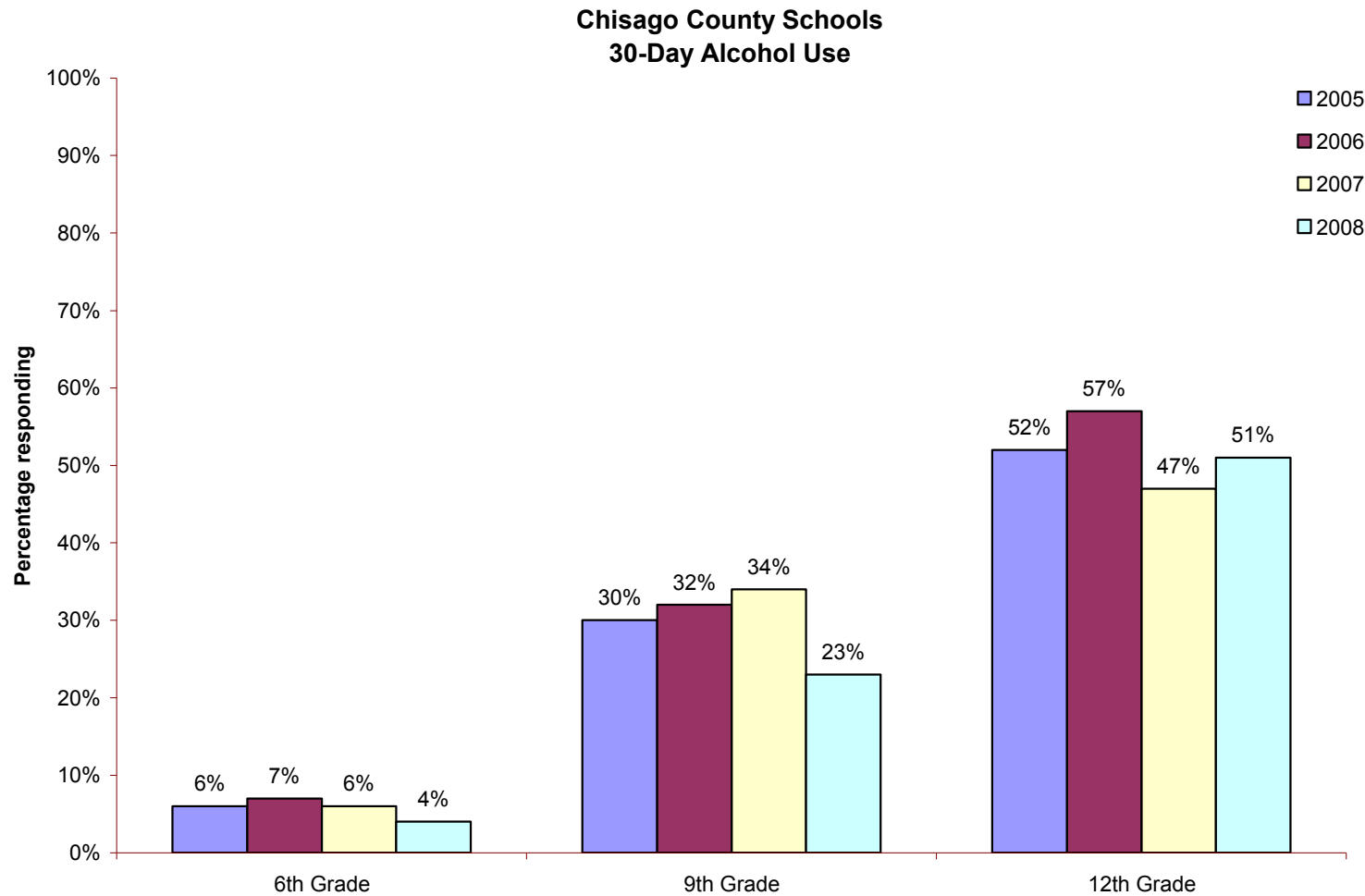
Tobacco Use

Chisago County Schools
30-Day Tobacco Use



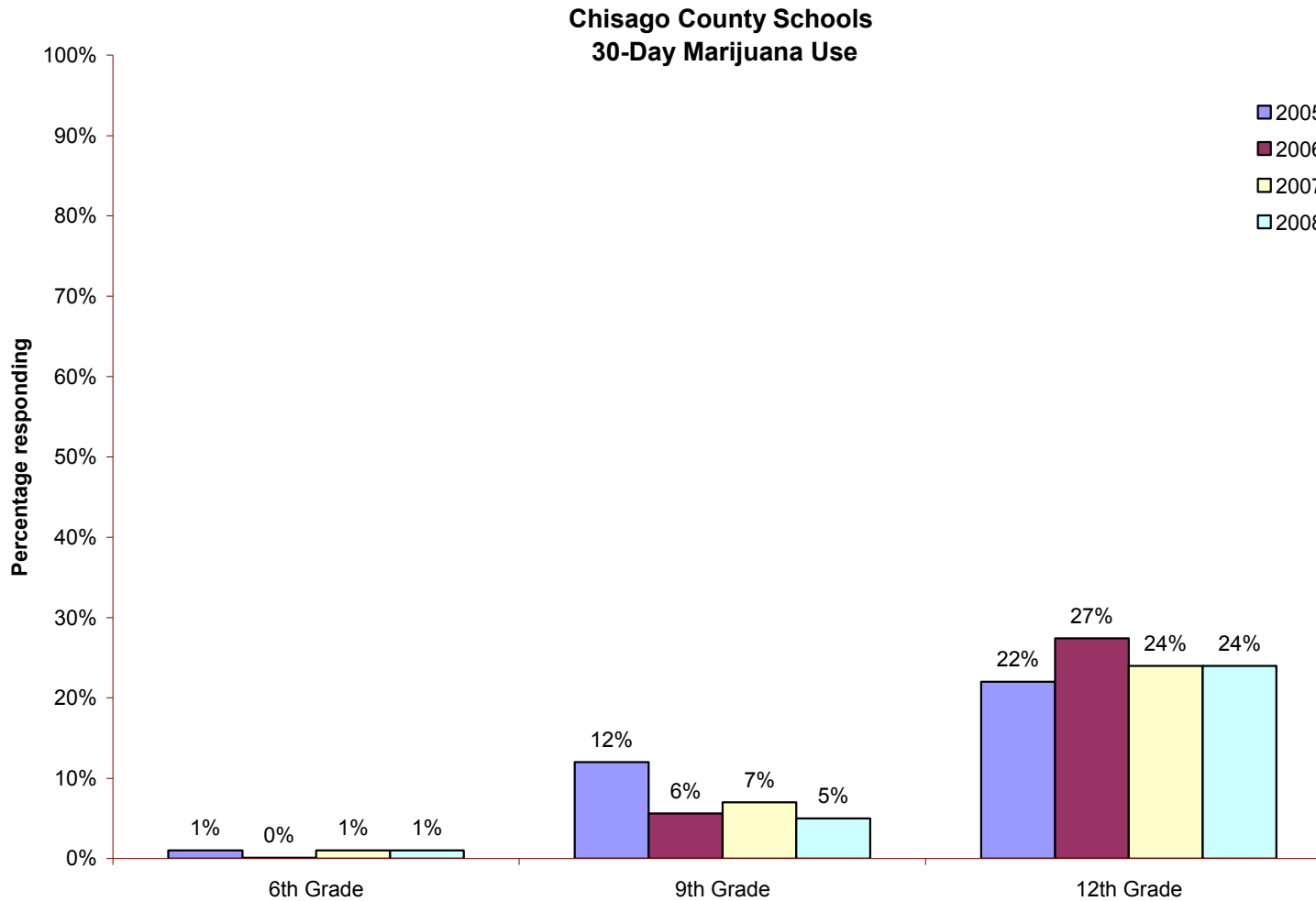
30 day use comparison 2005 – 2008

Alcohol Use



30-Day Use Comparison – 2005 – 2008

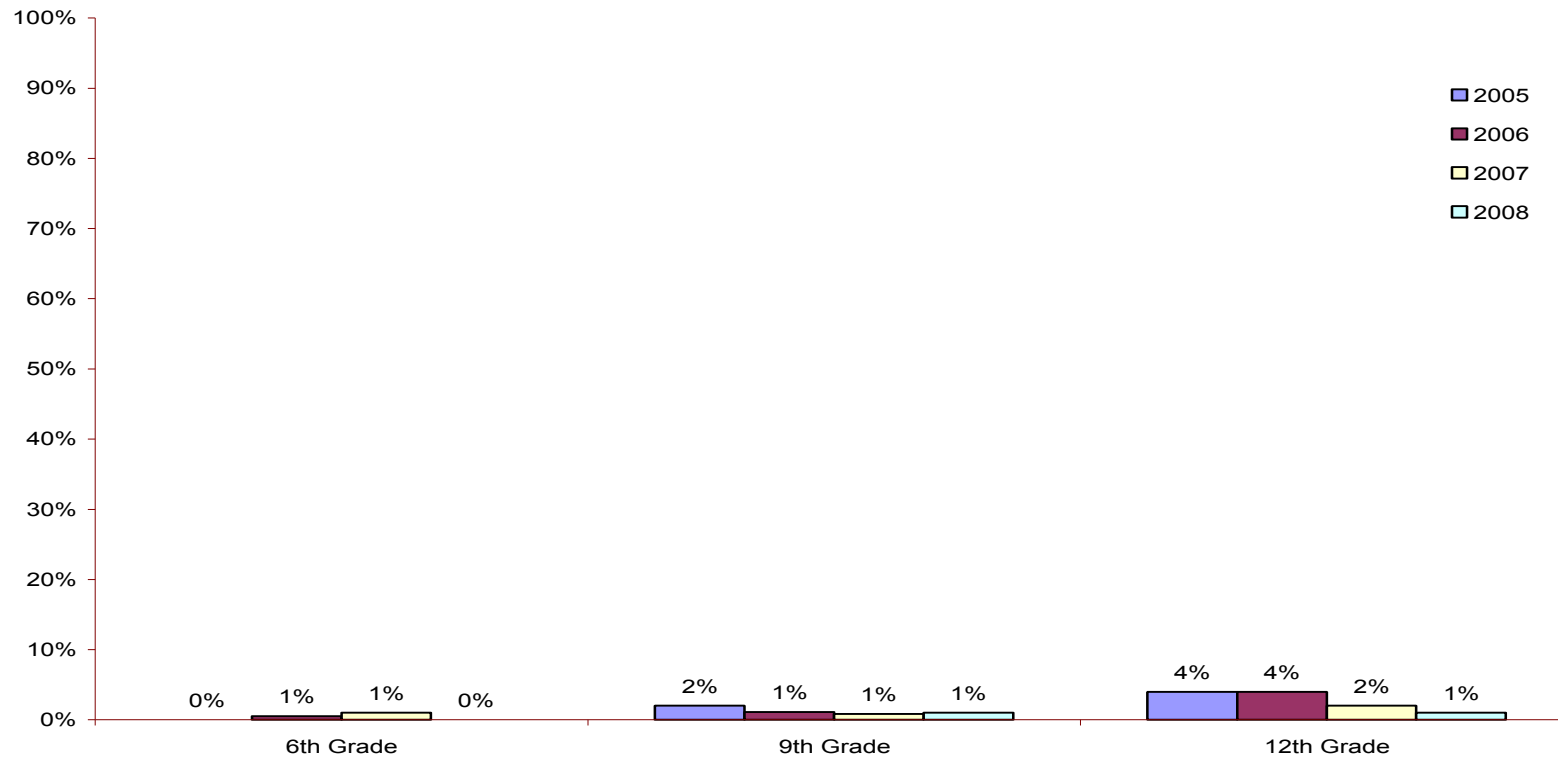
Marijuana Use



30-Day Use Comparison – 2005 – 2008

Methamphetamine Use

**Chisago County Schools
30-Day Methamphetamine Use**



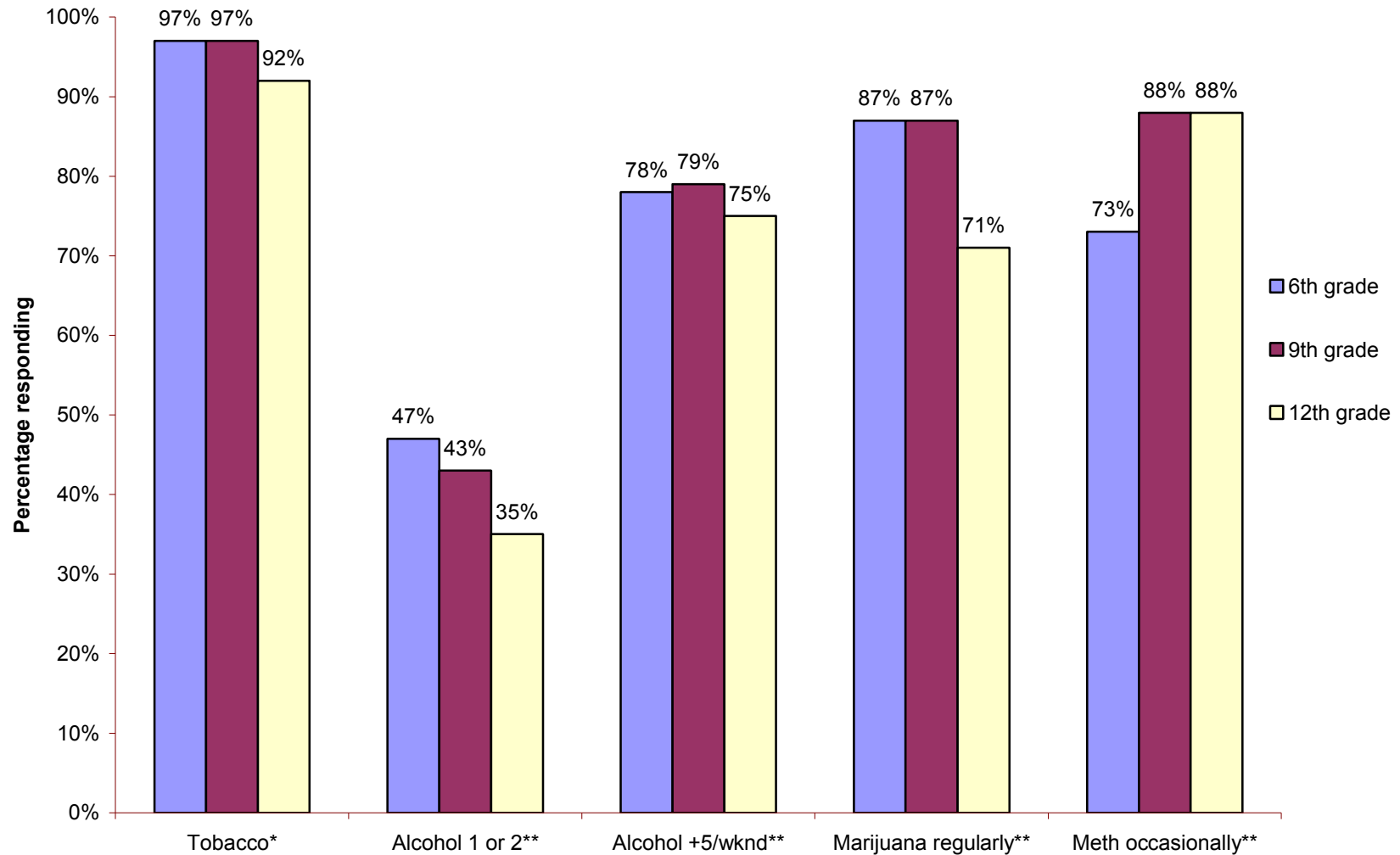


Community Partnership Student Survey

30-Day Substance Use – comparison

- ❑ Reported Alcohol use is down in all grades! 10% down in 9th and 12th grade, and 2% down in 6th.
 - That's 52 less seniors, 60 less freshmen, and 12 less 6th graders reporting drinking.
- ❑ 12th grade reported tobacco, marijuana, and meth use has also dropped.
- ❑ 6th and 9th graders reported about a 1% increase in marijuana use.

Perception of Risk by Substance



Community Partnership Student Survey

Perception of Risk by Substance

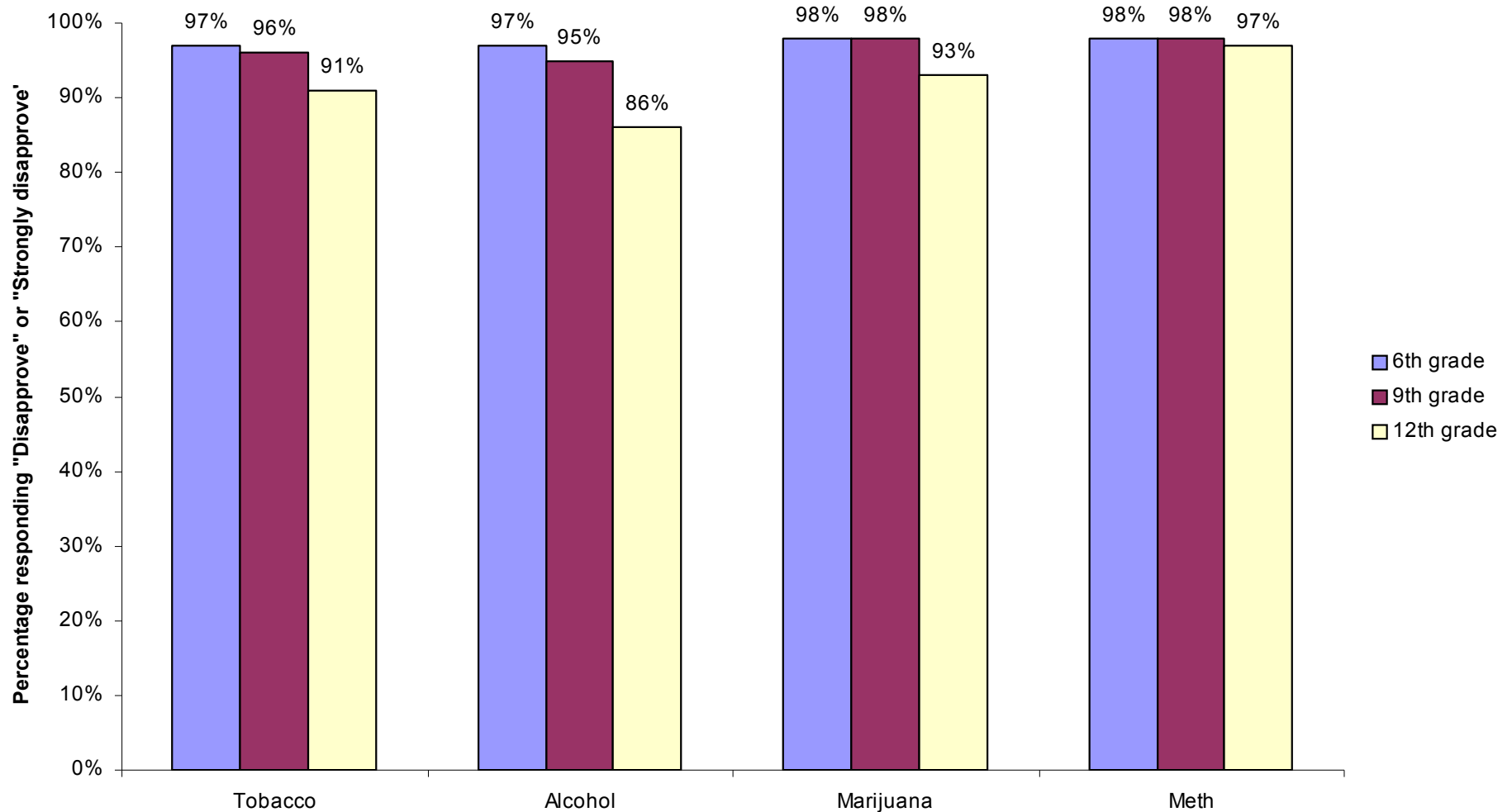
- How much do you think people risk harming themselves if they use . . .

Key points:

- The majority of students in all age groups responded that 1 or 2 drinks per day poses minimal risk.
- Tobacco is perceived by all age groups as the riskiest substance to use.

Perception of Parental Disapproval

2007 Chisago County Schools
Perception of Parental Disapproval by Substance



Community Partnership Student Survey

Perception of Parental Disapproval by Substance

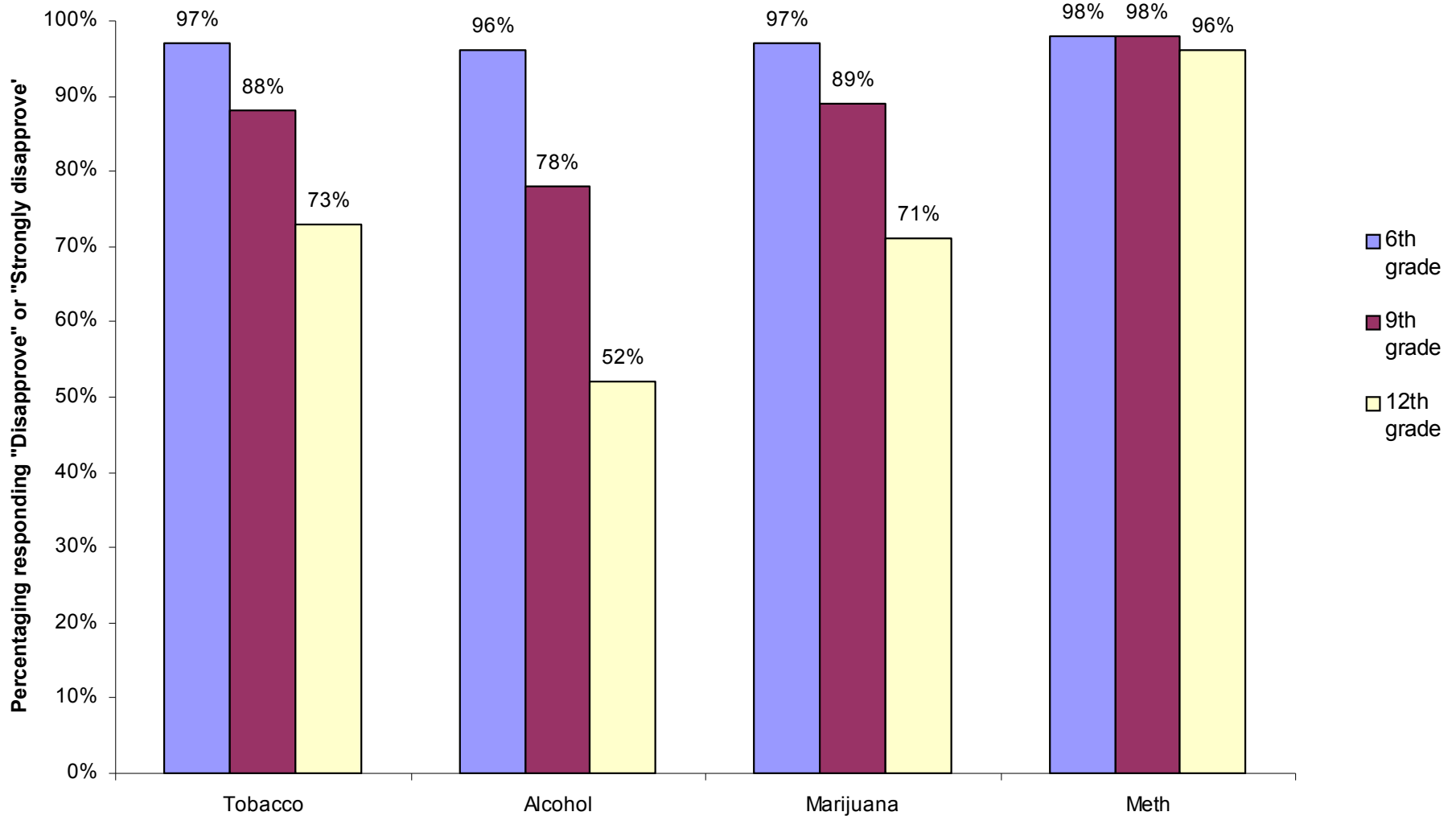
- How do you think your parents would feel about you . . .

Key points:

- Perception of parent disapproval is very high for each substance;
- 86% of 12th graders believe their parents would strongly disapprove or disapprove of their son/daughter having 5 or more drinks once or twice each weekend.
- 97% or more of 6th graders believe their parents would strongly disapprove or disapprove of any chemical use.

Perception of Peer Disapproval

2007 Chisago County Schools
Perception of Peer Disapproval



Community Partnership Student Survey

Perception of Peer Disapproval

- How do you think your close friends would feel about you using . . .

Key points:

- Perception of peer disapproval of Meth use is high in all grades.
- Perception of peer disapproval of alcohol use drops by 18% from 6th grade to 9th grade and by another 26% from 9th grade to 12th grade;
- Perception of peer disapproval of Marijuana use drops by 26% from 6th grade to 12th grade.

Community Partnership Student Survey

Average Age of First Use

Grade	Tobacco	Alcohol	Marijuana	Meth
6 th	10 yrs	9 yrs	8 yrs	8 yrs
9 th	12 yrs	12 yrs	13 yrs	9 yrs
12 th	14 yrs	14 yrs	14 yrs	14 yrs

Community Partnership Student Survey

Average age of First Use

- How old were you when you first used . . .
- Respondents age increased from 6th grade to 12th grade which contributes to the increase in average age of first use.
- Average age of first use is late elementary thru middle school age for all substances and age groups.

How do we compare?

Alcohol – past 30 day use

Chisago County 12th grade average 47%

•Minnesota State 12th grade average 47%

•National 12th grade average 44%

How do we compare?

Tobacco – past 30 day use

Chisago County 12th grade average 31%

•Minnesota State 12th grade avg. 34%

•National 12th grade avg. (cigarettes) 22%

•National 12th grade avg. (smokeless) 7%

How do we compare?

Marijuana – past 30 day use

- Chisago County 12th grade average 24%
- Minnesota State 12th grade average 20%
- National 12th grade average 19%



How Do we Compare?

Meth – past 30 day use

- Chisago County 12th grade average 2%
- Minnesota State 12th grade average 2% (in the past year)
- National 12th grade average 0.6%



How do we compare?



- We are about 4% above state and 5% above national marijuana use averages.
- We are even with the state average on alcohol use and 3% higher than the national average.
- 6th grade student alcohol use in Chisago County is 1% higher than the state average.
- 9th grade student alcohol use in Chisago County is **2% lower** than the state average!



Areas of Concern



- ❑ 3 out of 10 12th graders do not perceive a great risk of binge drinking on the weekend.
- ❑ 7 out of 10 12th graders do not perceive having 1 or 2 drinks as risky behavior.
- ❑ Less than half of 6th or 9th graders perceive having 1 or 2 drinks as risky behavior.
- ❑ Your thoughts?

Positive Trends

- Reported alcohol use among all age groups is down.
 - Reported 12th grade use is down 10%.
- Perception of parent disapproval of substance use remains high for all substances and age groups.
- Your thoughts?