



# Community Partnership Student Survey

---

A survey of the thoughts and behaviors of  
Chisago County 6<sup>th</sup>, 9<sup>th</sup> and 12<sup>th</sup> graders  
relating to tobacco, alcohol, marijuana and  
methamphetamines.

Survey conducted in October 2007

Results presented in June, 2008

# A Drug-Free Chisago County

---

- ❑ Community Partnership operates a Drug-Free Communities Grant from the federal **Center for Substance Abuse Prevention**.
- ❑ The project is designed to create and sustain an environment that supports nonuse of alcohol, tobacco and other drugs by young people in Chisago County.
- ❑ We accomplish this by **working together** with all segments of the community as Partners for a Drug-Free Chisago County.

# A Drug-Free Chisago County

---

- A requirement of the grant is to collect and report on youth behavior at least every two years, including:
  - Past 30-day use
  - Perception of risk
  - Perception of parent disapproval
  - Average age of onset

In 2003, Community Partnership selected tobacco, alcohol, marijuana and methamphetamines as the targeted chemicals to address.

# Community Partnership Student Survey

---

- ❑ The goals of the survey are to:
  - ❑ Measure the thoughts and behaviors of Chisago County's 6<sup>th</sup>, 9<sup>th</sup> and 12<sup>th</sup> graders relating to alcohol, tobacco and other drug use;
  - ❑ Provide a comparative analysis of student's thoughts and behaviors over time;
  - ❑ Provide schools, organizations and communities useful, accurate information;
  - ❑ Assist with the design and implementation of effective prevention programs and services throughout our schools and communities;
  - ❑ Fulfill the requirements of our Drug-Free Communities grant.

# A Drug-Free Chisago County

---

- ❑ Community Partnership contracted with the Hazelden Research Department to compile and analyze the results of the survey.
- ❑ Rush City Elementary and High School, North Branch Middle and High School, and Chisago Lakes Middle and High School facilitate the survey in the Fall.
- ❑ Community Partnership provides Rush City, North Branch, and Chisago Lakes Schools their own individual school district data and the countywide data.
- ❑ Community Partnership only publicizes and utilizes the countywide data. We will not make any comparisons about the individual school district data.



## Community Partnership Student Survey

---

- ❑ The survey is voluntary, anonymous and confidential.
- ❑ There is no student identification on the survey.
- ❑ Parents may choose not to have their son/daughter participate in the survey.
- ❑ Students may choose not to take the survey.
- ❑ The survey is completed during school hours.
- ❑ The survey has 33 questions.
- ❑ 1793 - 6<sup>th</sup>, 9<sup>th</sup> and 12<sup>th</sup> graders participated in the survey (622 6<sup>th</sup> graders, 605 9<sup>th</sup> graders, 522 12<sup>th</sup> graders).

***Thanks so much to the schools, students and parents for their participation in this project!***

## Community Partnership Student Survey

---

Students were asked...

- ❑ Have you ever smoked a cigarette?
- ❑ Have you ever drunk alcohol?
- ❑ Have you ever used marijuana?
- ❑ Have you ever used methamphetamine?

**If they answered “no” they moved to the next section.**



# Community Partnership Student Survey

---

Students were asked...

Have you ever smoked a cigarette?

Have you ever drunk alcohol?

Have you ever used marijuana?

Have you ever used methamphetamine?

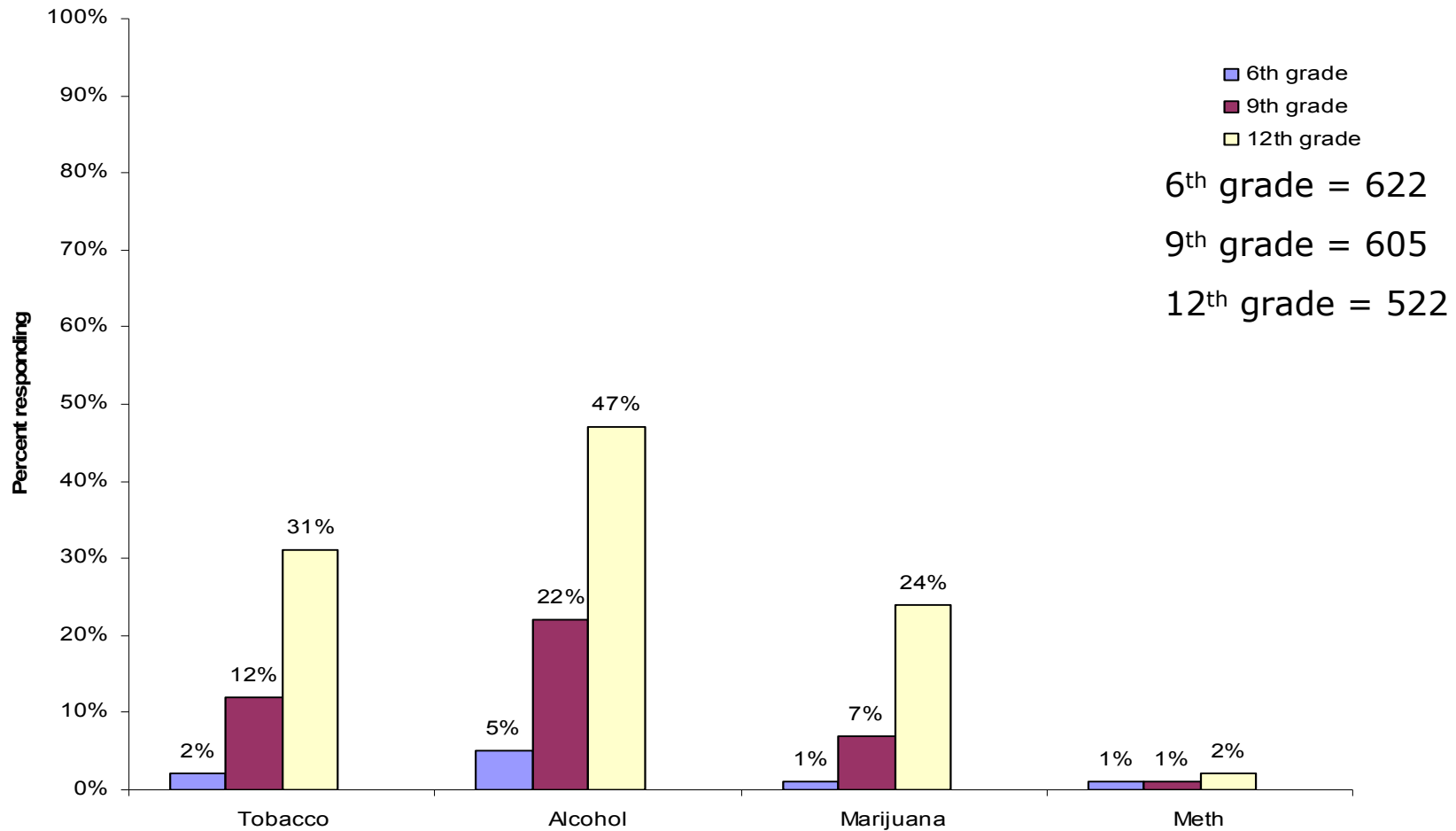
**If they answered no, they moved to the next section**



# 2007 Chisago County Schools 30-Day Substance Use



Chisago County Schools 30-day Substance Use



## Community Partnership Student Survey

---

### 30-Day Substance Use

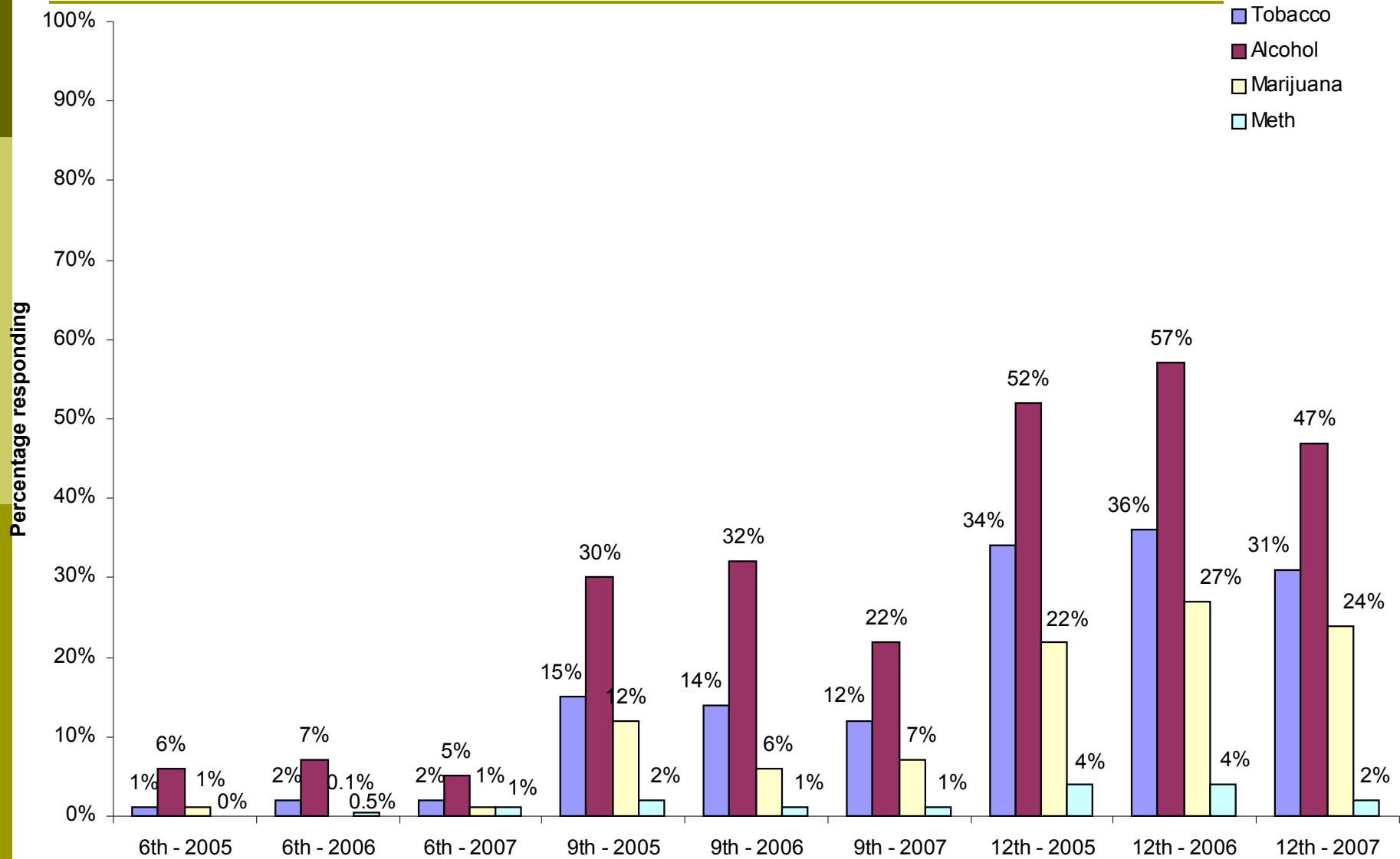
- i.e. On how many occasions, *if any* have you used. . . .  
during the last 30 days.

### Key points; Of those who reported use:

- Smoking: 40% reported first use before age 13 and 42% began between ages 13 and 16.
- Drinking: 24% reported first use before age 13 and 55% began between ages 13 and 16.
- Marijuana: 67% reported first use before age 15.
- Meth: 69% reported first use before age 15.

# 30 day use comparison 2005 - 2007

## Chisago County Schools 30 day Substance Use



## Community Partnership Student Survey

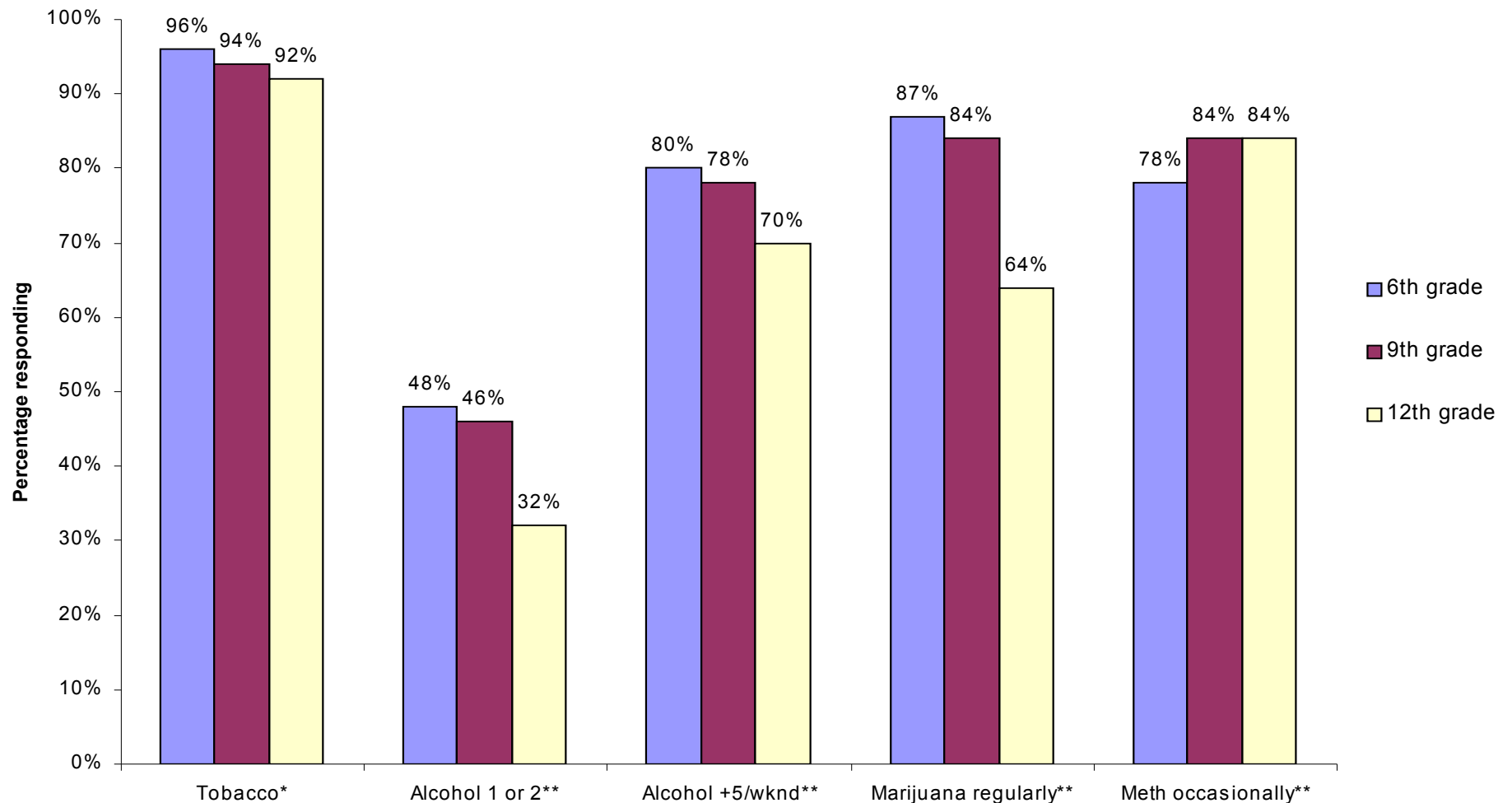
---

### 30-Day Substance Use – comparison

- ❑ Reported Alcohol use is down in all grades! 10% down in 9<sup>th</sup> and 12<sup>th</sup> grade, and 2% down in 6<sup>th</sup>.
  - That's 52 less seniors, 60 less freshmen, and 12 less 6<sup>th</sup> graders reporting drinking.
- ❑ 12<sup>th</sup> grade reported tobacco, marijuana, and meth use has also dropped.
- ❑ 6<sup>th</sup> and 9<sup>th</sup> graders reported about a 1% increase in marijuana use.

# Perception of Risk by Substance

2007 Chisago County Schools  
Perception of Risk by Substance



# Community Partnership Student Survey

---

## Perception of Risk by Substance

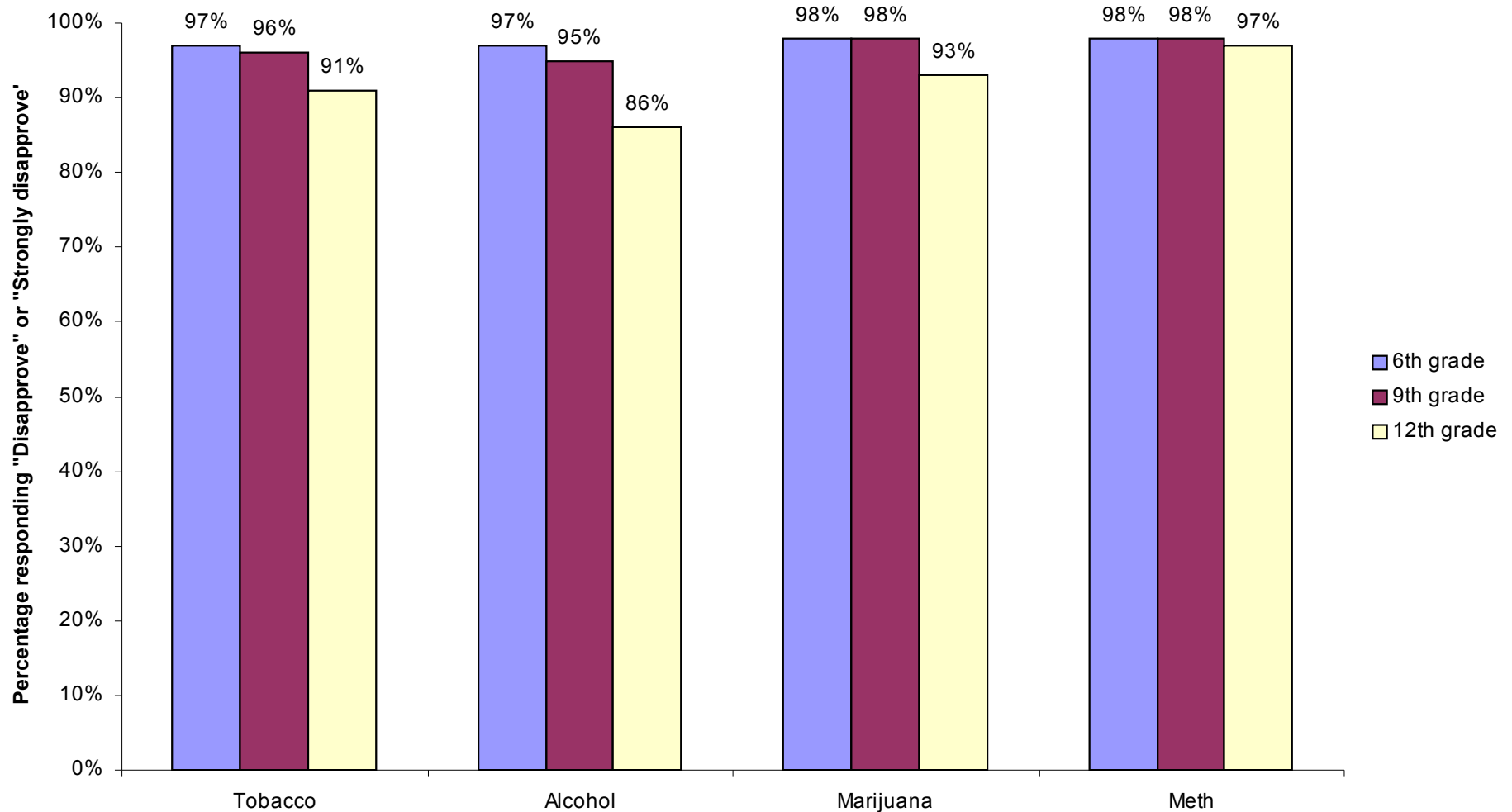
- How much do you think people risk harming themselves if they use . . .

### Key points:

- The majority of students in all age groups responded that 1 or 2 drinks per day poses minimal risk.
- Tobacco is perceived by all age groups as the riskiest substance to use.

# Perception of Parental Disapproval

2007 Chisago County Schools  
Perception of Parental Disapproval by Substance



# Community Partnership Student Survey

---

## Perception of Parental Disapproval by Substance

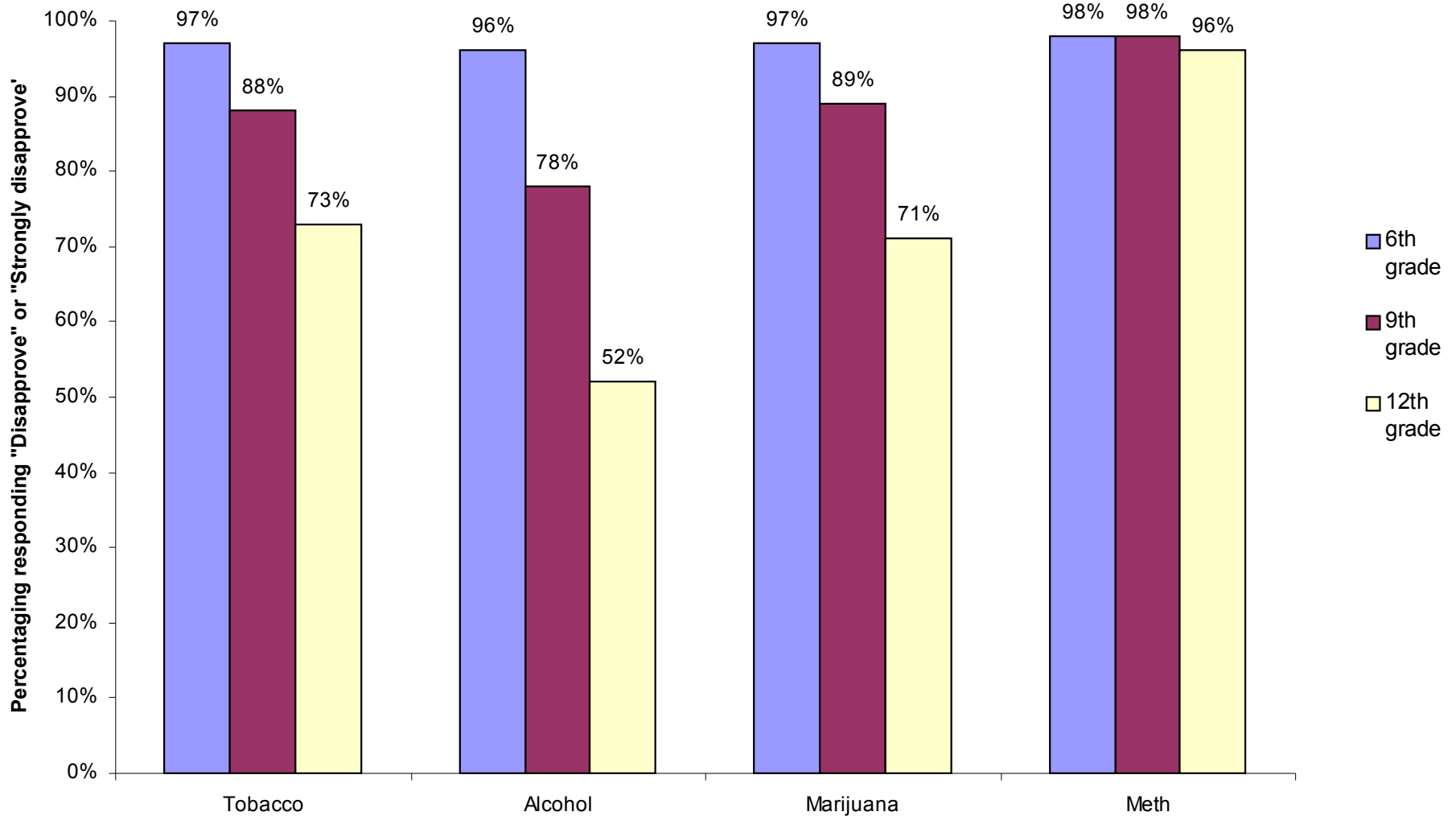
- How do you think your parents would feel about you . . .

### Key points:

- Perception of parent disapproval is very high for each substance;
- 86% of 12<sup>th</sup> graders believe their parents would strongly disapprove or disapprove of their son/daughter having 5 or more drinks once or twice each weekend.
- 97% or more of 6th graders believe their parents would strongly disapprove or disapprove of any chemical use.

# Perception of Peer Disapproval

2007 Chisago County Schools  
Perception of Peer Disapproval



## Community Partnership Student Survey

---

### Perception of Peer Disapproval

- How do you think your close friends would feel about you using . . .

#### Key points:

- Perception of peer disapproval of Meth use is high in all grades.
- Perception of peer disapproval of alcohol use drops by 18% from 6<sup>th</sup> grade to 9<sup>th</sup> grade and by another 26% from 9<sup>th</sup> grade to 12<sup>th</sup> grade;
- Perception of peer disapproval of Marijuana use drops by 26% from 6<sup>th</sup> grade to 12<sup>th</sup> grade.

# Community Partnership Student Survey

---

## Average Age of First Use

Grade	Tobacco	Alcohol	Marijuana	Meth
6 <sup>th</sup>	10 yrs	9 yrs	8 yrs	8 yrs
9 <sup>th</sup>	12 yrs	12 yrs	13 yrs	9 yrs
12 <sup>th</sup>	14 yrs	14 yrs	14 yrs	14 yrs

# Community Partnership Student Survey

---

## Average age of First Use

- How old were you when you first used . . .
- Respondents age increased from 6<sup>th</sup> grade to 12<sup>th</sup> grade which contributes to the increase in average age of first use.
- Average age of first use is late elementary thru middle school age for all substances and age groups.

# How do we compare?

---

Alcohol – past 30 day use

Chisago County 12<sup>th</sup> grade average      47%

•Minnesota State 12<sup>th</sup> grade average      47%

•National 12<sup>th</sup> grade average      44%

## How do we compare?

---

### Tobacco – past 30 day use

Chisago County 12<sup>th</sup> grade average 31%

•Minnesota State 12<sup>th</sup> grade avg. 34%

•National 12<sup>th</sup> grade avg. (cigarettes) 22%

•National 12<sup>th</sup> grade avg. (smokeless) 7%

## How do we compare?

---

### Marijuana – past 30 day use

- Chisago County 12<sup>th</sup> grade average 24%
- Minnesota State 12<sup>th</sup> grade average 20%
- National 12<sup>th</sup> grade average 19%



## How Do we Compare?

---

### Meth – past 30 day use

- Chisago County 12<sup>th</sup> grade average 2%
- Minnesota State 12<sup>th</sup> grade average 2% (in the past year)
- National 12<sup>th</sup> grade average 0.6%



## How do we compare?



- We are about 4% above state and 5% above national marijuana use averages.
- We are even with the state average on alcohol use and 3% higher than the national average.
- 6th grade student alcohol use in Chisago County is 1% higher than the state average.
- 9th grade student alcohol use in Chisago County is **2% lower** than the state average!

## Areas of Concern

---

- ❑ 3 out of 10 12<sup>th</sup> graders do not perceive a great risk of binge drinking on the weekend.
- ❑ 7 out of 10 12<sup>th</sup> graders do not perceive having 1 or 2 drinks as risky behavior.
- ❑ Less than half of 6<sup>th</sup> or 9<sup>th</sup> graders perceive having 1 or 2 drinks as risky behavior.
- ❑ Your thoughts?

## Positive Trends

- Reported alcohol use among all age groups is down.
  - Reported 12<sup>th</sup> grade use is down 10%.
- Perception of parent disapproval of substance use remains high for all substances and age groups.
- Your thoughts?